

Features OF MODEL G12 GILFILLAN TELEVISION RECEIVER

Power Supply, 115 Volt, 50 or 60 cycle, 250 Watts.

Black and White Pictures.

8x10 5/8" Picture (Standard 3 to 4 aspect ratio)

Wide angle, indirect mirror viewing.

Special low loss iron and copper core inductors.

Magnetic shielding for 50-cycle operation.

Edge lighted broadcast band, slide rule dial.

Automatic average brilliancy control.

Automatic volume control.

Automatic tone compensation.

Push Button Tuning: Four Television Channels; Four Broadcast Channels.

Push Button On-Off Switch.

Push Button Selection of manual tuning, giving in effect a readily selectable fifth station.

Manual tuning in broadcast band.

Manual Volume Control.

Manual Continuously variable tone control.

Brilliancy Control.

Contrast Control.

12" wide range Curvilinear dynamic speaker.

Tuning Range: Television — 44—50 mc.

50—56 mc.

66—72 mc.

78—84 mc.

Broadcast—54—1.725 mc.

Wave Trap.

Dual Inter-Lock "Automatic" Safety Switch protection.

Electro Magnetic Deflector.

Shatterproof Glass protection for picture tube.

Tube Complement: 3—6J5, 6—6AC7,

2—6AB7, 1—6SK7, 1—6SC7, 1—6SJ7,

1—6SQ7, 1—6A8, 1—6H6, 3—6N7,

3—6V6G, 1—6L6 Button Stem,

1—2V3G, 1—5V4G, 1—5Y3G,

1—5U4G, 1—12AP4.

In addition to the above features the following controls are provided for factory and initial installation adjustment but are not available in normal operation.

Hum Balance (50-cycle operation)

Focus

Width

Height

Vertical Linearity

Horizontal Hold

Vertical Hold

Horizontal Hold

Vertical Center


Height

Width

Depth

38 1/2" 45" 19"


TELEVISION by Gilfillan



Manufactured by
Gilfillan Bros., Inc.
1813 VENICE BLVD. LOS ANGELES, CALIF.

Operates under R.C.A. and Hazeltine Patents
"GILFIBROS" Made in U. S. A.

Television should be in Your home






Television IN LOS ANGELES

LOS ANGELES, the Mecca of entertainers, the home of the motion picture industry, the originating point of the finest radio programs, can naturally be looked to as the logical home of superior television programs.

Surveys of television equipment and locations now being made give public indication of near future additional televising equipment. The great future of television in Los Angeles is a foregone conclusion. For the present, Los Angeles is already the home of the oldest "regular" program television station in the United States. The Don Lee station W6XAO has shown nearly 3000 regularly scheduled programs over the last eight years. A great part of this has been "live" talent in an almost unbelievable variety of programs, plus more than eleven million feet of motion picture film. A mobile television camera will soon be added as standard equipment. This will allow the televising of all outdoor material of interest to a looking audience.

The years of operation by Don Lee have not only enabled them to develop television program technique but have allowed engineers to make complete studies of local receiving conditions.




Engineering BY GILFILLAN

GILFILLAN BROS., INC., are a pioneer radio manufacturing concern. As such they have introduced many of the advanced features of the improved radio receivers of today. Gilfillan manufacturing and engineering has always been centered in Los Angeles. The result is that Gilfillan engineers are acquainted with Southern California radio and television receiving conditions.

Mr. C. Frederick Wolcott, Gilfillan Chief Television Engineer, and the Hazeltine Laboratories have designed and built a thoroughly modern television laboratory. This laboratory is in fact a complete television broadcasting station plus testing apparatus so complete that every phase of either the sight or sound signal can be checked both from a sending and receiving standpoint.

This has meant a huge investment by Gilfillan Bros., Inc., and assures properly manufactured television receivers.



Contrast and Brightness Controls
 Television Station Push Buttons
 Radio and Television Manual Tuning
 Radio Station Push Buttons
 Tone and Volume Controls

Television **Gilfillan** RECEIVER OPERATION IS SIMPLE

THE Gilfillan television receiver is in fact more simple to operate than a great many standard radio receivers. The receiver is turned on and tuned to a television station (both sight and sound) by merely pushing a button. Two knobs control *brightness* and *contrast* of the picture. These controls are to the eye the equivalent of what volume and tone are to the ear. Buttons are provided for various television channels—as are buttons provided for tuning radio stations when the instrument is used as a straight radio. A volume and tone control is provided for use on either television or radio sound.

Advantages GILFILLAN OFFER



INSTALLATION of television receivers is difficult without proper field equipment. The selection of a proper antenna site plus the correct antenna installation and the subsequent adjustment of the receiver to its location is an assignment for an especially trained and equipped technician.



Gilfillan Bros., Inc., can provide actual "by the factory" installation of all receivers sold within the range of local television broadcasts. Actual parts and service guarantees can be carried and supplied by the factory.



An owner of a Gilfillan television receiver is thus assured of not only the very finest television receiver design most suited to local conditions, but actual factory installation, service and guarantee are available.